

Scaled data based on original data using
LM-79-08 Approved Method: Electrical and Photometric Measurements of Solid-
State Lighting Products

Test Report Prepared for
Cooper Lighting Solutions
(formerly Eaton)

Brand: INVUE

Report Number: P140035

Luminaire Tested: **ENC-F02-LED-E1-SLL**

Issue Date: 03/03/2020

Test Information

Test Method: LM-79-08
Report Number: P140035
REPORT IS SCALED FROM IESNA LM-79-08 TEST DATA (P33647)
Test Lab: INNOVATION CENTER-P3
Issue Date: 03/03/2020
Manufacturer: COOPER LIGHTING SOLUTIONS (FORMERLY EATON)
Product Line: INVUE
Catalog Number: ENC-F02-LED-E1-SLL
Description: ENTRI LED LUMINAIRE
(2) LIGHTBARS WITH AccuLED OPTICS - 90° SPILL LIGHT ELIMINATOR LEFT
Light Source: (14) 4000K CCT, 70 CRI LEDs
Ballast/Driver: -

Summary

Lumens per Lamp: N/A
Luminaire Lumens: 4019.6 lumens
Efficiency: N/A
Efficacy: 81.5 lumens/watt
Luminous Opening: Rectangular (W 1' x L: 0.33' x H: 0')
IES Classification: Type IV - Short - Non-Cutoff
BUG Rating: B1 - U0 - G2

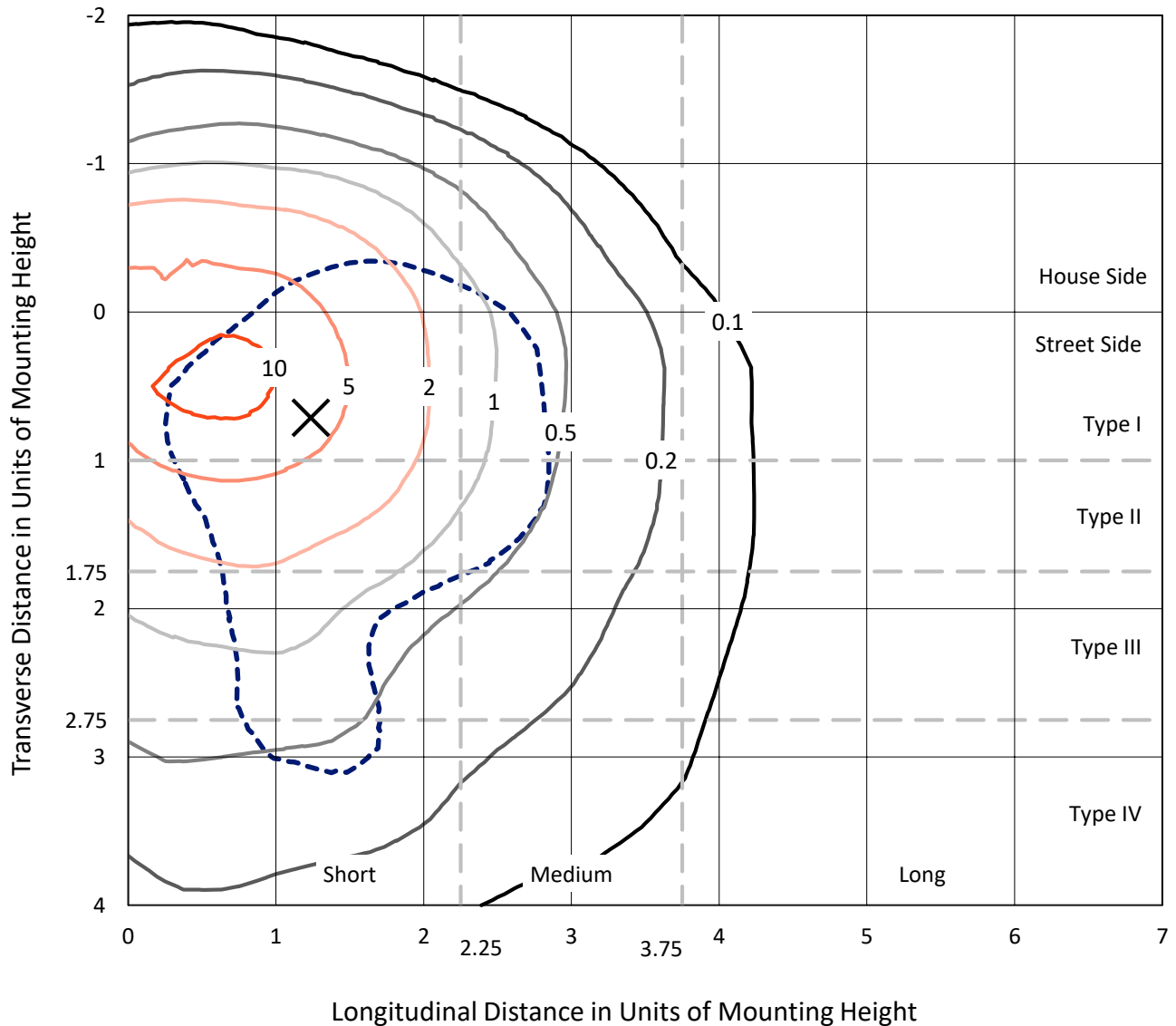
Input Watts (W): 49.3
Input Voltage (V): NR
Input Current (Ain): NR
Voltage Rise (V): NR
Power Factor: NR
Total Harmonic Distortion (THDi): NR
Frequency (hertz): 60
Stabilization Time: NR
Operation Time: NR
Ambient Temperature (°C): NR
Test Distance: 25 FT



REPORT NUMBER: P140035
 CATALOG NUMBER: ENC-F02-LED-E1-SLL

Iso-Footcandle Lines of Horizontal Illumination

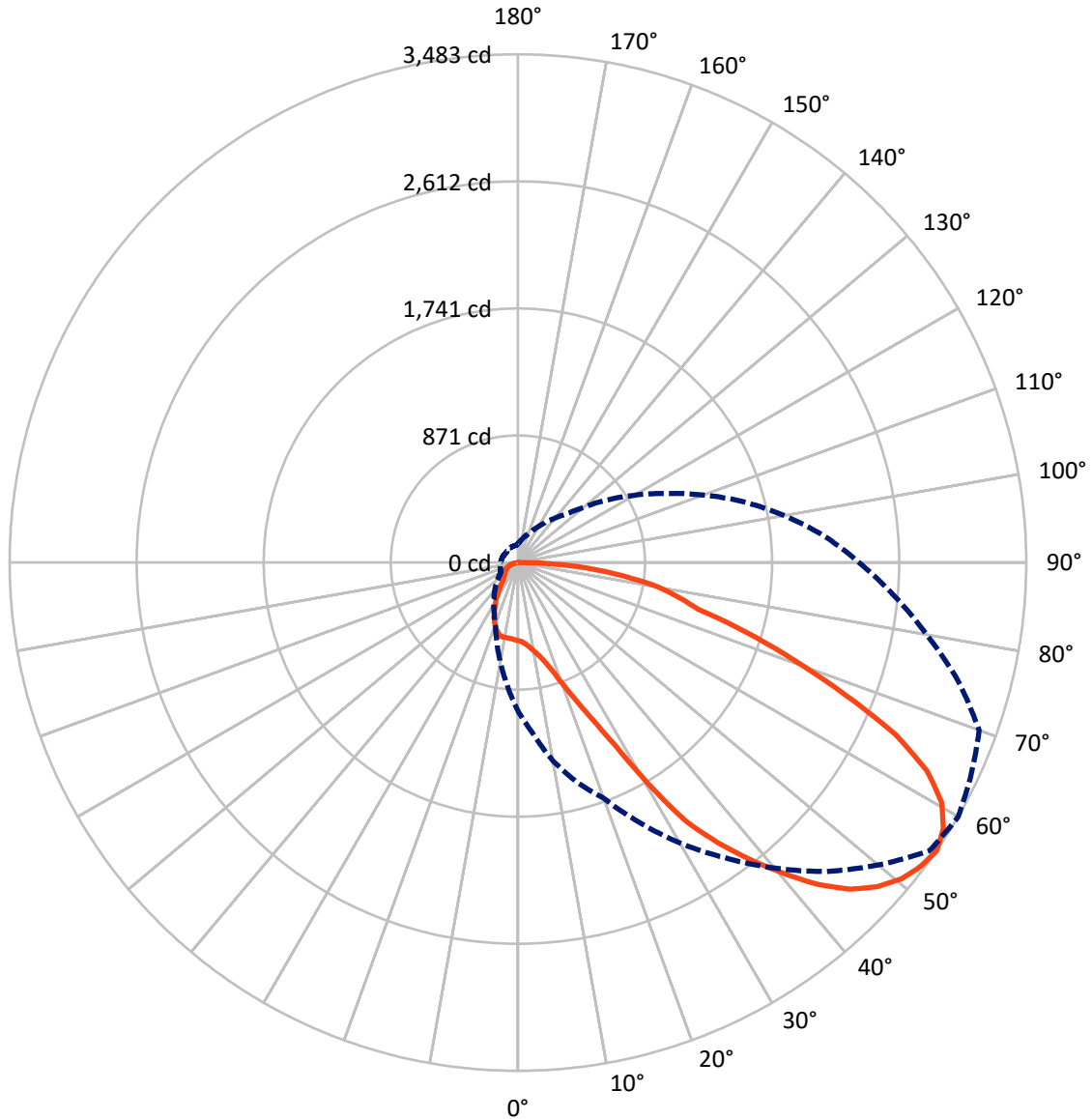
× Max cd
 - - - 1/2 Max cd



Based on 10 foot mounting height. Maximum calculated value = 13 fc
 Type IV - Short - Non-Cutoff

REPORT NUMBER: P140035
CATALOG NUMBER: ENC-F02-LED-E1-SLL

Luminous Intensity Polar Plot



— Vertical Plane Through 60-Deg Lateral - - - Horizontal Cone Through 55-Deg Vertical

REPORT NUMBER: P140035

CATALOG NUMBER: ENC-F02-LED-E1-SLL

FLUX DISTRIBUTION:

		Downward	Upward	Total
House Side	Lumens	1004.7	0.0	1004.7
	% Fixture	25.0	0.0	25.0
Street Side	Lumens	3014.9	0.0	3014.9
	% Fixture	75.0	0.0	75.0
Total	Lumens	4019.6	0.0	4019.6
	% Fixture	100.0	0.0	100.0

Coefficient of Utilization

ZONAL LUMENS:

Zone	Lumens	% Fixture
0°-10°	52.8	1.3
10°-20°	173.5	4.3
20°-30°	336.6	8.4
30°-40°	529.0	13.2
40°-50°	707.2	17.6
50°-60°	829.7	20.6
60°-70°	787.1	19.6
70°-80°	475.1	11.8
80°-90°	128.7	3.2
90°-100°	0.0	0.0
100°-110°	0.0	0.0
110°-120°	0.0	0.0
120°-130°	0.0	0.0
130°-140°	0.0	0.0
140°-150°	0.0	0.0
150°-160°	0.0	0.0
160°-170°	0.0	0.0
170°-180°	0.0	0.0
0°-90°	4019.6	100.0
0°-180°	4019.6	100.0



REPORT NUMBER: P140035

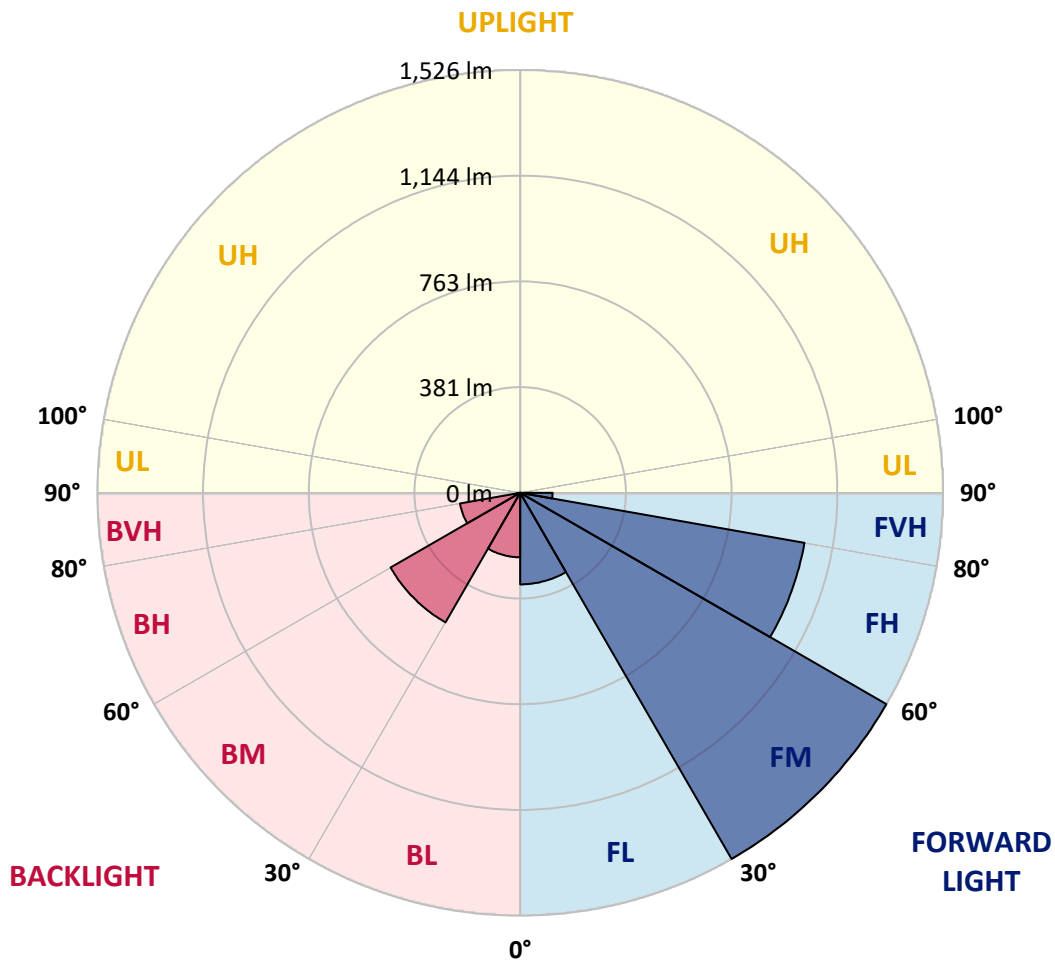
CATALOG NUMBER: ENC-F02-LED-E1-SLL

LUMINAIRE CLASSIFICATION SYSTEM LUMEN TABLE AND BUG RATING:

Zone		Lumens	% Fixture	Zone Rating/Lumen Limit		
				B	U	G
FL	(0°-30°)	330.3	8.2			
FM	(30°-60°)	1525.9	38.0			
FH	(60°-80°)	1041.6	25.9			G1/1800
FVH	(80°-90°)	117.0	2.9			G2/225
BL	(0°-30°)	232.5	5.8	B1/500		
BM	(30°-60°)	539.9	13.4	B1/1000		
BH	(60°-80°)	220.6	5.5	B1/500		G1/500
BVH	(80°-90°)	11.7	0.3			G1/100
UL	(90°-100°)	0.0	0.0		U0/0	
UH	(100°-180°)	0.0	0.0		U0/0	

BUG Rating: B1-U0-G2

Type IV Short





REPORT NUMBER: P140035

CATALOG NUMBER: ENC-F02-LED-E1-SLL

CANDELA DISTRIBUTION (FULL):

	0°	5°	10°	15°	20°	25°	30°	35°	40°	45°	50°
0°	535.8	535.8	535.8	535.8	535.8	535.8	535.8	535.8	535.8	535.8	535.8
2.5°	547.3	546.5	547.3	546.5	546.5	546.5	547.3	546.5	544.0	544.0	544.8
5°	560.5	560.5	560.5	561.4	561.4	562.2	563.8	562.2	561.4	565.5	562.2
7.5°	576.2	576.2	578.7	579.5	582.0	582.0	585.3	584.5	587.8	590.3	587.8
10°	600.2	597.7	603.5	603.5	610.1	610.9	614.2	615.0	620.8	625.7	621.6
12.5°	634.8	636.5	646.4	648.0	656.3	656.3	656.3	659.6	663.7	667.0	662.9
15°	696.7	700.0	713.3	714.1	728.1	722.3	728.9	729.8	728.9	731.4	725.6
17.5°	776.8	785.9	804.9	809.0	815.6	827.2	827.2	825.5	829.7	832.1	816.4
20°	875.1	890.7	912.2	920.5	938.6	958.4	957.6	954.3	955.1	948.5	931.2
22.5°	985.7	1021.2	1056.7	1069.9	1083.1	1107.9	1123.5	1118.6	1122.7	1107.9	1092.2
25°	1112.0	1169.8	1223.4	1243.2	1291.1	1334.9	1341.5	1338.2	1320.0	1306.0	1290.3
27.5°	1189.6	1265.5	1339.0	1389.4	1471.1	1541.3	1555.3	1578.4	1584.2	1595.7	1557.8
30°	1206.1	1301.0	1392.7	1469.4	1567.7	1651.0	1743.5	1812.0	1858.3	1894.6	1869.8
32.5°	1217.6	1325.0	1426.5	1523.1	1604.0	1725.3	1841.7	1943.3	2078.7	2128.2	2175.3
35°	1221.0	1344.0	1458.7	1567.7	1672.5	1793.0	1917.7	2029.1	2212.4	2359.4	2460.1
37.5°	1216.0	1358.0	1492.5	1625.5	1750.1	1883.0	2014.3	2123.3	2301.6	2491.4	2626.8
40°	1196.2	1353.0	1506.6	1656.0	1807.1	1971.4	2121.6	2239.6	2406.4	2630.9	2810.9
42.5°	1170.6	1332.4	1501.6	1665.9	1836.0	2029.1	2210.8	2354.4	2538.5	2765.5	2970.2
45°	1138.4	1306.8	1481.8	1655.2	1838.4	2053.1	2260.3	2444.4	2640.0	2892.6	3089.9
47.5°	1098.8	1270.5	1455.4	1631.2	1821.9	2053.9	2283.4	2493.9	2708.5	2980.1	3193.1
50°	1061.6	1232.5	1425.7	1599.0	1790.6	2033.3	2280.9	2516.2	2750.6	3031.3	3255.0
52.5°	1032.7	1200.3	1400.1	1573.5	1754.2	1999.4	2256.2	2505.5	2757.3	3037.9	3266.6
55°	1014.6	1173.9	1378.6	1556.1	1717.9	1963.1	2218.2	2468.3	2732.5	2994.2	3223.7
57.5°	1017.0	1168.9	1366.2	1552.8	1691.5	1931.7	2175.3	2415.5	2655.7	2905.0	3141.9
60°	1042.6	1179.7	1359.6	1529.7	1708.0	1935.0	2156.3	2356.9	2549.2	2778.7	3000.0
62.5°	1107.0	1225.1	1370.4	1545.4	1741.9	1966.4	2143.9	2266.1	2380.8	2610.3	2835.7
65°	1229.2	1331.6	1448.0	1601.5	1793.9	2010.2	2093.5	2118.3	2191.8	2410.5	2634.3
67.5°	1348.9	1470.3	1536.3	1634.5	1814.5	2022.5	2033.3	1926.8	1925.1	2138.1	2299.9
70°	1464.5	1640.3	1666.7	1721.2	1844.2	2009.3	1970.5	1765.0	1671.7	1700.6	1794.7
72.5°	1388.5	1651.9	1670.9	1687.4	1760.8	1914.4	1869.8	1592.4	1383.6	1346.4	1452.9
75°	1060.0	1394.3	1438.9	1410.0	1450.4	1567.7	1559.4	1342.3	1271.3	1296.1	1337.4
77.5°	762.8	1074.8	1171.4	1077.3	1066.6	1142.5	1121.1	1139.2	1273.8	1310.1	1300.2
80°	442.5	682.7	820.6	730.6	698.4	746.3	830.5	957.6	1104.6	1183.0	1197.8
82.5°	276.6	402.9	548.1	513.5	469.7	553.9	684.4	773.5	846.2	918.0	922.1
85°	119.7	172.5	267.5	280.7	347.5	422.7	526.7	552.3	631.5	686.8	639.0
87.5°	4.1	4.1	64.4	95.8	170.1	305.4	413.6	369.8	374.8	328.6	306.3
90°	0.0	0.0	0.0	0.0	0.0	0.0	0.0	0.0	0.0	0.0	0.0



REPORT NUMBER: P140035
 CATALOG NUMBER: ENC-F02-LED-E1-SLL

CANDELA DISTRIBUTION (continued):

	55°	60°	65°	70°	75°	80°	85°	90°	95°	100°	105°
0°	535.8	535.8	535.8	535.8	535.8	535.8	535.8	535.8	535.8	535.8	535.8
2.5°	544.8	543.2	544.0	541.5	541.5	542.4	542.4	539.9	539.9	539.9	539.1
5°	563.8	562.2	561.4	559.7	557.2	558.9	556.4	554.8	552.3	551.5	549.0
7.5°	588.6	586.1	585.3	581.2	577.9	576.2	574.6	568.8	566.3	564.7	561.4
10°	617.5	617.5	615.8	607.6	605.1	599.3	593.6	586.9	582.0	574.6	570.4
12.5°	654.6	657.1	651.3	643.9	638.1	626.6	615.8	606.8	596.9	586.1	579.5
15°	710.0	711.6	700.0	693.4	684.4	671.2	654.6	639.8	624.9	610.1	597.7
17.5°	791.7	789.2	772.7	766.1	750.4	728.1	705.8	686.0	663.7	643.1	627.4
20°	909.7	899.8	856.9	854.4	834.6	803.2	771.0	742.1	712.4	686.0	659.6
22.5°	1053.4	1031.1	999.7	964.2	926.2	891.6	853.6	813.1	776.0	743.0	714.1
25°	1240.8	1191.2	1162.3	1114.5	1081.4	1020.3	967.5	935.3	885.0	847.0	809.8
27.5°	1490.9	1412.5	1370.4	1318.4	1244.9	1202.0	1130.1	1068.2	1014.6	951.8	910.6
30°	1815.3	1757.5	1651.9	1579.2	1477.7	1373.7	1285.3	1204.4	1134.3	1059.1	998.1
32.5°	2148.8	2112.5	1988.7	1853.3	1698.9	1546.2	1416.6	1316.7	1225.1	1140.9	1070.7
35°	2432.0	2356.9	2235.5	2093.5	1895.4	1718.7	1554.5	1427.3	1313.4	1208.6	1120.2
37.5°	2614.4	2581.4	2458.4	2297.4	2080.3	1889.6	1719.6	1569.3	1427.3	1290.3	1176.4
40°	2817.5	2798.5	2695.3	2498.0	2297.4	2063.8	1869.8	1711.3	1558.6	1395.1	1245.7
42.5°	2999.1	3016.5	2910.8	2737.4	2505.5	2242.1	2035.7	1859.9	1685.7	1519.0	1346.4
45°	3161.8	3193.1	3115.5	2954.6	2700.3	2412.2	2196.7	2005.2	1815.3	1632.9	1440.5
47.5°	3283.9	3317.8	3252.6	3126.3	2861.3	2554.2	2337.9	2123.3	1924.3	1714.6	1510.7
50°	3386.3	3406.1	3356.6	3246.0	2991.7	2692.0	2451.0	2225.6	2005.2	1779.0	1556.1
52.5°	3445.7	3457.3	3408.6	3328.5	3090.8	2794.4	2539.3	2296.6	2062.2	1823.6	1585.8
55°	3442.4	3482.9	3427.6	3363.2	3121.3	2843.1	2585.5	2337.1	2104.3	1852.5	1603.2
57.5°	3378.0	3437.5	3411.9	3331.8	3095.7	2839.8	2592.1	2360.2	2131.5	1862.4	1594.9
60°	3254.2	3335.9	3354.1	3240.2	2993.4	2749.0	2529.4	2333.8	2105.9	1818.6	1544.6
62.5°	3079.2	3145.2	3192.3	3037.1	2792.8	2560.8	2389.1	2234.7	2002.7	1689.0	1440.5
65°	2815.0	2845.6	2858.8	2715.2	2475.7	2321.4	2209.1	2076.2	1818.6	1504.9	1279.6
67.5°	2422.1	2418.0	2431.2	2364.3	2187.6	2106.7	2032.4	1888.0	1587.5	1294.4	1069.9
70°	1925.9	2011.8	2084.5	2013.5	1903.7	1822.8	1760.8	1590.0	1268.0	999.7	813.1
72.5°	1567.7	1637.8	1677.5	1615.6	1509.1	1451.3	1369.5	1199.5	892.4	710.8	558.1
75°	1324.1	1273.0	1296.9	1258.1	1159.9	1076.5	1029.4	842.0	585.3	470.5	347.5
77.5°	1196.2	1114.5	1062.5	979.1	866.8	771.9	724.0	523.4	369.0	277.4	200.6
80°	1057.5	944.4	809.0	674.5	577.9	519.3	486.2	298.8	203.1	161.0	115.6
82.5°	804.1	697.6	566.3	468.9	385.5	336.0	298.0	170.9	114.7	85.0	66.0
85°	515.1	474.7	433.4	385.5	322.8	259.2	199.8	124.7	84.2	48.7	36.3
87.5°	248.5	206.4	204.7	189.0	180.0	142.0	84.2	28.9	18.2	15.7	9.9
90°	0.0	0.0	0.0	0.0	0.0	0.0	0.0	0.0	0.0	0.0	0.0



REPORT NUMBER: P140035

CATALOG NUMBER: ENC-F02-LED-E1-SLL

CANDELA DISTRIBUTION (continued):

	110°	115°	120°	125°	130°	135°	140°	145°	150°	155°	160°
0°	535.8	535.8	535.8	535.8	535.8	535.8	535.8	535.8	535.8	535.8	535.8
2.5°	537.4	536.6	534.9	534.9	534.1	533.3	532.5	532.5	533.3	531.6	530.8
5°	546.5	545.7	543.2	542.4	541.5	539.9	539.9	539.1	539.1	537.4	536.6
7.5°	557.2	555.6	553.9	553.1	550.6	550.6	550.6	552.3	552.3	552.3	553.1
10°	568.0	563.8	562.2	562.2	561.4	562.2	564.7	566.3	568.8	570.4	572.1
12.5°	573.7	569.6	568.0	566.3	568.8	568.8	572.9	577.9	582.0	586.1	587.8
15°	588.6	581.2	577.9	573.7	573.7	573.7	577.9	582.0	586.9	591.9	592.7
17.5°	614.2	601.0	594.4	585.3	582.8	579.5	579.5	581.2	584.5	588.6	588.6
20°	639.8	626.6	615.8	605.9	599.3	590.3	583.6	577.9	575.4	577.0	577.0
22.5°	686.0	670.3	657.1	640.6	625.7	614.2	597.7	583.6	572.9	569.6	567.1
25°	769.4	747.1	724.8	700.0	683.5	662.1	639.0	615.8	594.4	579.5	566.3
27.5°	861.8	831.3	799.1	760.3	733.9	701.7	671.2	638.1	611.7	589.4	565.5
30°	950.2	893.2	847.0	798.3	755.4	711.6	673.6	634.8	605.9	579.5	550.6
32.5°	993.9	926.2	863.5	802.4	750.4	700.0	658.8	615.0	584.5	554.8	520.1
35°	1024.5	943.6	868.5	797.5	738.8	683.5	636.5	591.1	554.8	520.9	481.3
37.5°	1062.5	960.9	872.6	793.3	724.8	662.1	609.2	558.1	516.8	480.5	439.2
40°	1112.0	987.3	877.5	781.8	703.3	632.4	577.9	522.6	478.8	440.0	402.0
42.5°	1180.5	1023.7	883.3	767.7	679.4	605.1	549.0	495.3	449.1	407.8	369.8
45°	1248.2	1065.8	898.2	763.6	663.7	587.8	528.3	471.4	422.7	378.9	335.2
47.5°	1298.6	1097.1	913.9	766.1	654.6	569.6	506.0	442.5	388.0	340.1	295.5
50°	1330.7	1116.9	927.9	772.7	646.4	545.7	470.5	406.2	350.0	303.0	258.4
52.5°	1347.3	1122.7	932.8	770.2	624.9	507.7	432.6	370.7	317.0	270.8	231.1
55°	1352.2	1116.9	922.1	747.1	587.8	469.7	397.9	339.3	287.3	243.5	208.0
57.5°	1334.9	1092.2	884.1	700.0	538.2	433.4	360.8	303.8	254.3	215.5	183.3
60°	1278.7	1035.2	817.3	626.6	482.9	384.7	312.0	255.9	215.5	181.6	159.3
62.5°	1176.4	938.6	726.5	534.9	407.0	317.8	249.3	200.6	167.6	143.6	132.1
65°	1048.4	806.5	590.3	425.1	311.2	236.9	179.1	146.9	123.8	109.8	104.0
67.5°	856.9	630.7	441.7	303.0	214.6	161.0	121.4	104.0	94.1	90.0	88.3
70°	616.7	437.5	292.2	196.5	139.5	109.8	88.3	80.9	76.8	76.8	77.6
72.5°	406.2	269.9	178.3	125.5	99.1	82.6	71.8	68.5	68.5	70.2	71.0
75°	237.8	156.8	109.8	91.6	78.4	69.3	63.6	61.1	61.1	61.9	61.9
77.5°	140.3	96.6	78.4	69.3	63.6	59.4	56.1	52.8	52.0	52.0	54.5
80°	86.7	68.5	61.1	55.3	51.2	47.9	44.6	44.6	44.6	43.8	45.4
82.5°	56.1	48.7	47.9	46.2	41.3	38.0	34.7	34.7	36.3	34.7	35.5
85°	33.8	32.2	31.4	31.4	29.7	28.1	25.6	25.6	28.1	27.2	23.9
87.5°	9.1	8.3	10.7	9.9	11.6	11.6	11.6	13.2	17.3	22.3	16.5
90°	0.0	0.0	0.0	0.0	0.0	0.0	0.0	0.0	0.0	0.0	0.0



REPORT NUMBER: P140035

CATALOG NUMBER: ENC-F02-LED-E1-SLL

CANDELA DISTRIBUTION (continued):

	165°	170°	175°	180°	185°	190°	195°	200°	205°	210°	215°
0°	535.8	535.8	535.8	535.8	535.8	535.8	535.8	535.8	535.8	535.8	535.8
2.5°	530.0	530.8	529.2	528.3	529.2	530.0	527.5	526.7	525.9	525.0	525.9
5°	535.8	535.8	533.3	531.6	531.6	530.8	528.3	527.5	524.2	523.4	525.9
7.5°	552.3	551.5	549.0	546.5	545.7	545.7	539.9	537.4	535.8	530.8	531.6
10°	571.3	571.3	572.1	568.8	564.7	563.8	557.2	553.1	550.6	546.5	544.8
12.5°	586.1	583.6	582.8	577.9	573.7	572.1	566.3	563.0	559.7	555.6	554.8
15°	591.1	586.1	582.8	577.0	572.1	568.8	563.8	560.5	556.4	553.9	552.3
17.5°	586.1	581.2	576.2	569.6	563.0	558.9	553.1	548.1	546.5	543.2	538.2
20°	575.4	569.6	563.8	555.6	548.1	542.4	535.8	531.6	526.7	521.7	511.8
22.5°	562.2	555.6	549.8	539.1	531.6	525.0	517.6	511.0	505.2	495.3	480.5
25°	553.1	539.1	529.2	514.3	506.0	497.8	494.5	487.9	479.6	462.3	444.1
27.5°	539.9	514.3	496.1	481.3	469.7	459.8	454.0	446.6	438.4	421.8	402.9
30°	517.6	487.9	470.5	454.9	441.7	430.9	420.2	406.2	395.4	376.4	363.2
32.5°	483.8	459.0	443.3	428.4	411.1	397.1	383.9	367.4	351.7	332.7	321.1
35°	445.8	423.5	403.7	388.0	369.8	355.8	341.8	322.8	307.9	290.6	279.9
37.5°	406.2	382.2	359.1	340.9	324.4	308.7	296.4	278.2	262.5	246.0	240.2
40°	370.7	343.4	318.7	300.5	282.3	266.6	253.4	234.4	221.2	209.7	203.1
42.5°	336.0	307.1	284.0	265.0	246.8	230.3	213.0	198.1	186.6	181.6	172.5
45°	297.2	267.5	245.2	224.5	209.7	192.3	179.1	169.2	161.8	157.7	151.9
47.5°	257.6	232.8	209.7	190.7	172.5	157.7	149.4	144.5	142.0	138.7	136.2
50°	225.4	203.9	180.8	162.6	146.1	135.4	131.3	128.8	127.1	125.5	124.7
52.5°	203.1	180.0	159.3	142.0	129.6	123.8	122.2	120.5	118.9	118.1	117.2
55°	185.7	162.6	143.6	128.8	119.7	118.1	117.2	115.6	113.9	113.9	112.3
57.5°	165.1	145.3	128.8	118.1	113.1	112.3	111.4	110.6	109.8	109.8	109.0
60°	143.6	128.8	118.1	110.6	109.0	107.3	105.7	104.0	103.2	104.8	105.7
62.5°	122.2	113.1	106.5	104.0	102.4	99.9	98.2	96.6	96.6	98.2	100.7
65°	101.5	98.2	96.6	94.9	94.1	93.3	91.6	90.0	90.0	90.0	91.6
67.5°	87.5	85.9	85.9	85.0	84.2	84.2	82.6	80.9	80.9	80.9	80.9
70°	76.8	77.6	77.6	77.6	76.8	75.9	75.1	73.5	72.6	71.0	69.3
72.5°	71.0	70.2	69.3	68.5	67.7	66.9	66.0	65.2	63.6	61.9	60.3
75°	63.6	61.9	59.4	58.6	57.8	56.1	56.1	55.3	53.7	51.2	49.5
77.5°	55.3	53.7	51.2	49.5	49.5	48.7	47.1	46.2	43.8	41.3	39.6
80°	44.6	42.1	39.6	38.8	38.0	37.1	36.3	35.5	34.7	32.2	31.4
82.5°	33.0	30.5	28.1	27.2	26.4	24.8	23.9	23.9	23.9	21.5	19.8
85°	21.5	18.2	15.7	13.2	13.2	12.4	10.7	9.1	7.4	5.0	3.3
87.5°	10.7	5.8	3.3	0.8	0.8	0.8	0.0	0.0	0.0	0.0	0.0
90°	0.0	0.0	0.0	0.0	0.0	0.0	0.0	0.0	0.0	0.0	0.0



REPORT NUMBER: P140035

CATALOG NUMBER: ENC-F02-LED-E1-SLL

CANDELA DISTRIBUTION (continued):

	220°	225°	230°	235°	240°	245°	250°	255°	260°	265°	270°
0°	535.8	535.8	535.8	535.8	535.8	535.8	535.8	535.8	535.8	535.8	535.8
2.5°	525.9	525.0	525.9	526.7	530.0	531.6	532.5	532.5	533.3	534.9	535.8
5°	525.9	520.9	520.9	522.6	524.2	526.7	527.5	527.5	528.3	530.8	533.3
7.5°	528.3	524.2	521.7	520.9	521.7	523.4	523.4	523.4	524.2	526.7	529.2
10°	539.1	532.5	528.3	523.4	520.1	519.3	518.4	518.4	520.1	523.4	525.9
12.5°	548.1	540.7	534.1	527.5	520.9	516.8	513.5	511.8	512.7	516.0	520.9
15°	547.3	536.6	529.2	519.3	511.8	506.0	501.1	499.4	500.3	502.7	508.5
17.5°	530.0	517.6	507.7	497.0	488.7	484.6	482.1	481.3	482.9	487.9	492.8
20°	501.1	484.6	477.2	471.4	463.9	461.5	456.5	456.5	455.7	455.7	458.2
22.5°	463.9	448.3	443.3	440.0	432.6	426.8	421.0	420.2	414.4	415.2	414.4
25°	427.6	409.5	404.5	400.4	391.3	383.0	376.4	372.3	365.7	364.9	362.4
27.5°	387.2	371.5	365.7	359.1	348.4	340.1	331.9	326.1	320.3	314.5	312.9
30°	345.9	331.9	326.1	320.3	307.9	300.5	288.9	280.7	275.7	267.5	263.3
32.5°	306.3	293.1	287.3	280.7	266.6	252.6	244.4	234.4	227.0	216.3	211.3
35°	266.6	253.4	244.4	240.2	226.2	211.3	203.9	190.7	181.6	172.5	170.9
37.5°	228.7	216.3	209.7	200.6	189.9	178.3	165.9	158.5	154.4	152.7	151.9
40°	193.2	184.1	177.5	171.7	161.8	153.5	147.8	146.1	146.1	146.1	146.9
42.5°	167.6	159.3	156.0	148.6	143.6	141.2	141.2	142.0	142.8	144.5	146.1
45°	146.9	140.3	137.9	135.4	135.4	134.6	136.2	137.9	140.3	142.8	144.5
47.5°	132.1	127.1	125.5	126.3	128.0	128.8	132.1	134.6	137.0	138.7	140.3
50°	121.4	117.2	115.6	116.4	118.1	120.5	123.0	126.3	128.8	130.4	131.3
52.5°	114.7	111.4	109.8	109.8	112.3	114.7	118.1	120.5	123.0	123.8	125.5
55°	109.8	107.3	104.8	105.7	108.1	109.8	111.4	113.1	114.7	115.6	118.9
57.5°	106.5	103.2	101.5	102.4	103.2	101.5	103.2	104.8	106.5	108.1	109.8
60°	102.4	99.9	97.4	95.8	94.1	94.1	94.9	96.6	99.9	102.4	104.8
62.5°	98.2	94.9	92.5	90.0	87.5	86.7	87.5	89.2	92.5	95.8	97.4
65°	90.8	86.7	84.2	83.4	82.6	81.7	82.6	84.2	87.5	90.0	92.5
67.5°	80.1	76.8	75.9	75.1	74.3	75.1	75.9	77.6	80.9	83.4	85.9
70°	67.7	66.9	66.0	66.0	66.0	66.9	67.7	71.0	73.5	76.8	77.6
72.5°	57.0	56.1	55.3	57.0	57.0	57.0	58.6	62.7	66.0	69.3	71.0
75°	47.9	47.9	47.1	46.2	47.9	47.9	49.5	52.8	55.3	57.8	58.6
77.5°	39.6	38.8	38.0	38.0	38.8	38.8	38.8	40.5	42.1	42.1	42.1
80°	30.5	28.9	28.1	27.2	26.4	24.8	24.8	25.6	25.6	25.6	27.2
82.5°	17.3	16.5	13.2	10.7	10.7	9.9	9.1	9.1	9.1	10.7	11.6
85°	2.5	1.7	0.8	0.8	0.8	0.8	0.8	0.8	0.8	1.7	1.7
87.5°	0.0	0.0	0.0	0.8	0.8	0.8	1.7	1.7	1.7	2.5	2.5
90°	0.0	0.0	0.0	0.0	0.0	0.0	0.0	0.0	0.0	0.0	0.0



REPORT NUMBER: P140035
 CATALOG NUMBER: ENC-F02-LED-E1-SLL

REPORT N
 CATALOG

CANDELA DISTRIBUTION (continued):

CANDELA

	275°	280°	285°	290°	295°	300°	305°	310°	315°	320°	325°	
0°	535.8	535.8	535.8	535.8	535.8	535.8	535.8	535.8	535.8	535.8	535.8	0°
2.5°	534.9	536.6	536.6	538.2	538.2	539.1	540.7	540.7	542.4	542.4	544.0	2.5°
5°	533.3	534.9	535.8	538.2	539.9	541.5	544.0	544.8	548.1	549.8	551.5	5°
7.5°	530.8	534.1	535.8	539.1	542.4	544.8	548.1	550.6	554.8	557.2	559.7	7.5°
10°	528.3	533.3	536.6	542.4	546.5	550.6	556.4	558.9	562.2	568.0	572.1	10°
12.5°	525.9	530.8	536.6	542.4	552.3	558.1	565.5	572.1	576.2	584.5	591.1	12.5°
15°	513.5	518.4	526.7	534.9	544.0	556.4	565.5	577.9	588.6	602.6	614.2	15°
17.5°	495.3	500.3	506.9	514.3	524.2	535.8	551.5	567.1	583.6	607.6	630.7	17.5°
20°	460.6	462.3	468.9	477.2	487.9	501.1	519.3	539.1	563.0	594.4	627.4	20°
22.5°	411.9	411.1	414.4	423.5	435.1	446.6	466.4	488.7	516.0	554.8	602.6	22.5°
25°	356.6	359.9	357.5	368.2	378.9	394.6	413.6	437.5	468.1	514.3	565.5	25°
27.5°	305.4	307.9	311.2	316.2	325.3	341.8	362.4	388.8	424.3	473.9	532.5	27.5°
30°	256.7	255.9	258.4	262.5	269.9	288.9	307.9	340.9	376.4	428.4	493.7	30°
32.5°	206.4	205.6	206.4	210.5	220.4	234.4	257.6	287.3	328.6	379.7	449.1	32.5°
35°	169.2	166.8	169.2	175.0	180.8	192.3	214.6	243.5	280.7	331.0	391.3	35°
37.5°	152.7	152.7	155.2	159.3	165.1	174.2	189.9	210.5	243.5	292.2	343.4	37.5°
40°	147.8	148.6	150.2	153.5	159.3	167.6	179.1	197.3	222.9	260.0	303.8	40°
42.5°	146.9	146.9	146.9	148.6	153.5	161.8	175.0	191.5	213.0	239.4	276.6	42.5°
45°	145.3	144.5	144.5	144.5	148.6	157.7	171.7	189.9	209.7	232.8	261.7	45°
47.5°	141.2	140.3	140.3	140.3	143.6	151.9	165.9	186.6	208.0	232.8	261.7	47.5°
50°	132.1	132.9	132.9	133.7	136.2	144.5	159.3	180.8	204.7	232.0	265.0	50°
52.5°	126.3	128.0	128.8	130.4	132.1	139.5	155.2	179.1	204.7	234.4	269.9	52.5°
55°	120.5	123.8	126.3	128.0	129.6	136.2	154.4	181.6	211.3	246.0	284.8	55°
57.5°	111.4	114.7	117.2	121.4	125.5	132.9	151.9	182.4	219.6	262.5	311.2	57.5°
60°	106.5	108.1	109.0	111.4	113.9	123.0	143.6	176.7	217.1	269.9	334.3	60°
62.5°	99.9	101.5	103.2	104.0	104.8	110.6	128.0	162.6	204.7	261.7	338.5	62.5°
65°	94.1	95.8	98.2	99.1	100.7	104.0	115.6	143.6	184.9	246.0	326.1	65°
67.5°	87.5	90.0	91.6	92.5	94.9	96.6	104.8	127.1	158.5	217.9	295.5	67.5°
70°	80.1	83.4	84.2	85.9	87.5	88.3	94.9	109.0	132.1	173.4	246.8	70°
72.5°	72.6	74.3	75.1	76.8	78.4	80.1	84.2	94.1	109.0	132.9	179.1	72.5°
75°	61.1	63.6	65.2	66.0	67.7	68.5	70.2	76.8	85.9	102.4	127.1	75°
77.5°	45.4	47.9	50.4	52.8	54.5	54.5	56.1	59.4	64.4	75.9	90.8	77.5°
80°	28.9	31.4	33.0	34.7	35.5	38.0	39.6	45.4	47.1	55.3	64.4	80°
82.5°	13.2	15.7	16.5	18.2	20.6	22.3	23.1	24.8	28.9	33.0	39.6	82.5°
85°	2.5	2.5	2.5	3.3	3.3	5.0	5.0	6.6	8.3	9.1	10.7	85°
87.5°	2.5	3.3	3.3	3.3	4.1	4.1	4.1	4.1	5.0	5.0	5.0	87.5°
90°	0.0	0.0	0.0	0.0	0.0	0.0	0.0	0.0	0.0	0.0	0.0	90°



NUMBER: P140035

NUMBER: ENC-F02-LED-E1-SLL

DISTRIBUTION (continued):

330°	335°	340°	345°	350°	355°	360°
535.8	535.8	535.8	535.8	535.8	535.8	535.8
544.8	544.0	545.7	547.3	546.5	551.5	547.3
553.9	553.1	555.6	557.2	558.1	561.4	560.5
563.0	563.8	568.0	568.8	571.3	575.4	576.2
573.7	577.9	582.8	584.5	588.6	593.6	600.2
595.2	601.0	607.6	612.5	620.8	630.7	634.8
624.9	639.0	649.7	659.6	672.0	683.5	696.7
651.3	678.6	701.7	722.3	742.1	760.3	776.8
663.7	706.6	743.0	780.9	818.9	844.5	875.1
652.2	712.4	768.6	829.7	887.4	939.4	985.7
627.4	701.7	785.1	872.6	960.1	1039.3	1112.0
604.3	695.1	791.7	891.6	995.6	1090.5	1189.6
573.7	672.8	778.5	881.7	994.8	1106.2	1206.1
528.3	629.0	740.5	852.8	978.2	1102.1	1217.6
474.7	575.4	689.3	807.4	946.9	1086.4	1221.0
416.1	515.1	634.0	760.3	904.8	1060.8	1216.0
366.5	454.9	577.9	714.9	866.8	1028.6	1196.2
326.9	407.0	523.4	662.1	824.7	991.5	1170.6
303.8	370.7	477.2	615.0	780.9	952.7	1138.4
298.8	352.5	445.8	579.5	738.8	911.4	1098.8
303.8	353.3	431.7	557.2	706.6	874.2	1061.6
313.7	361.6	433.4	549.0	693.4	851.9	1032.7
329.4	383.9	450.7	556.4	691.8	842.9	1014.6
360.8	422.7	490.4	586.9	711.6	852.8	1017.0
400.4	474.7	556.4	658.8	759.5	885.8	1042.6
424.3	525.9	638.1	757.0	860.2	963.4	1107.0
421.8	547.3	705.8	875.1	1003.8	1102.9	1229.2
394.6	531.6	689.3	881.7	1075.7	1215.2	1348.9
329.4	457.3	641.4	873.4	1112.0	1291.1	1464.5
262.5	375.6	551.5	770.2	1005.5	1188.8	1388.5
175.0	265.0	407.0	591.1	762.0	921.3	1060.0
118.9	167.6	254.3	388.0	529.2	659.6	762.8
79.3	104.8	145.3	213.8	296.4	379.7	442.5
46.2	57.8	74.3	105.7	156.8	221.2	276.6
12.4	15.7	20.6	27.2	48.7	85.9	119.7
5.0	4.1	4.1	4.1	4.1	4.1	4.1
0.0	0.0	0.0	0.0	0.0	0.0	0.0

(END OF REPORT)